




VHF AND UHF TRANSCEIVERS

IC-F50 (VHF Transceiver)

IC-F60 (UHF Transceiver)

Submersible
1m depth for 30 minutes

Intrinsically safe
versions available



Meets
MIL-STD 810

BIIS 1200
Compatible

Photo includes optional speaker-microphone, HM-138.



Superior Water Supports De

Firefighters, Police, Security, own unique challenges, but a munications. Icom's IC-F50/F easy to use. Rain or shine, th

JIS Grade 7 Waterproof protection

The gasket sealed waterproof housing provides superior waterproof protection, equivalent to JIS Grade 7*. Reliable and dependable use in harsh conditions such as rain, snow, sudden change in temperature, make the IC-F50/F60 the radio for all situations.



* 1m depth for 30 minutes.



Built-in Tone signaling

Use the built-in CTCSS, DTCS, 2-Tone and 5-Tone capability to set up your own talk groups and quiet stand-by when others are talking. You can also set up selective calls to individuals or control a repeater.

Multiple 2-Tone, Multiple 5-Tone

Up to 10 2-Tone codes can be decoded on a single memory channel. This is perfect for professionals who require multiple district paging on one channel. When a matched tone is received, the following items are programmable for each code.

- Bell icon
- Answer back
- Stun
- Beep sound
- Auto transmit
- Scan



▼ IC-F50



▼ IC-F60

VHF AND UHF TRANSCIVERS

IC-F50

VHF transceiver

IC-F60

UHF transceiver

Waterproof Protection Demanding Communication

Oil industry and Public utilities. Each profession has its own. All have one thing in common: the need for reliable communication. IC-F50/F60 offers a compact waterproof, MIL STD package, that's why this radio keeps you in contact in nearly any environment.



Li-Ion battery pack

The large capacity 1700mAh Lithium-Ion (Li-Ion) battery pack, BP-227 provides a practical 10 hours* of operating time. Li-Ion batteries allow flexible charging and have almost no memory effect.

* Typical operation Tx:Rx: Stand-by=5:5:90

Up to 7 programmable buttons

The [P0]–[P3], [Red] and [Up], [Down] buttons are programmable to meet specific needs. The [Red] button on the top panel can be assigned as an emergency trigger.

Alphanumeric display

The 8-character alphanumeric display shows channel, bank, tone code and scanning channel names on the display. 7 operational icons on the sub-line show various status at a glance.



Upper and lower case characters available.

Wide range coverage and large channel capacity

The IC-F50/F60 covers a wide frequency range in one version. The large capacity of 128 memory channels with 8 memory banks allows you to divide and store a variety of channels from local to wide area network channels. Both wide and narrow (25/12.5kHz) channel bandwidth is programmable to each channel.

Compact body

56(W)×97(H)×36.4(D) mm* compact body with durable, dependable construction, meets MIL standard specifications.

* 2⁷/₃₂(W)×3¹³/₁₆(H)×1⁷/₁₆(D) in

Built-in voice scrambler

The IC-F50/F60 has a built-in inversion type voice scrambler in all versions. When a more secure system is required, versions with a rolling type voice scrambler* equivalent to the UT-110 are available.

* Built-in, optional unit not required.

BIIS 1200 Compatible

The following selective calling and data features are available with the BIIS system.

- 32 abbreviated call memories
- 7 group IDs
- 24-status Messages
- 8-character SDM (Short Data Message)
- RS-232C interface
- Position data transmission with a GPS

Intrinsically safe version

Intrinsically safe version approved by the FMRC, is suitable for use in hazardous areas where flammable gases or liquids are used. See specification page for applied classes.

Other features

- Built-in audio compander
- 8 DTMF auto-dial memories
- Powerful 5W/4W (VHF/UHF) output
- Normal and priority scans
- 2 step power saver
- Optional AA alkaline battery case, BP-226 for battery back up
- Busy, repeater lockout functions
- Power ON password, and more...

OPTIONS

Some options may not be available in some countries. Please ask your dealer for details.




BP-226 BATTERY CASE: AA (R6)×5 alkaline cells. BP-226 is Water-resistant, equivalent to JIS Grade 4.
BP-227/BP-227FM Li-Ion BATTERY PACK, 7.2V/1700mAh. Provides 10 hours operating time* (approx.). Operating temp. range: -20°C to +60°C; -4°F to +140°F.
* Tx: Rx: standby=5:5:90.
BP-227FM is intrinsically safe version.



BC-147A/E **BC-152**
BC-152 DESKTOP CHARGER
+ **BC-147A/E** AC ADAPTER
Regularly charges the BP-227 in 9–10 hours.



BC-145 **BC-119N+AD-100**
BC-119N DESKTOP CHARGER
+ **AD-100** CHARGER ADAPTER
+ **BC-145A/E/V** AC ADAPTER
Rapidly charges the BP-227 in 2.5–3 hrs.



BC-121N MULTI-CHARGER + **AD-100** CHARGER ADAPTER
+ **BC-124** AC ADAPTER
Rapid charges up to 6 battery packs (Six AD-100s are required) in 2.5–3 hours.
OPC-656 DC POWER CABLE; For use with the BC-121. (12–20V DC required).



HM-138: Full sized, waterproof construction corresponds to JIS Grade 7. (1 m/30 min.).



MB-86: Swivel type. Prevents accidental dropping from your belt.
MB-98: Alligator type. Same as supplied.




MB-96F: Fixed type belt hanger for use with MB-98.
MB-96: Swivel type belt hanger for use with MB-86.



CP-17L: CIGARETTE LIGHTER CABLE
OPC-515L: DC POWER CABLE
For use with the BC-152 or BC-119N. (12–16V DC required)



OPC-966: RS-232C interface cable for connecting with a PC.



ANTENNAS
① **FA-S24V:** 136–150MHz (Blue ring)
② **FA-S59V:** 150–174MHz (Red ring)
③ **FA-S27U:** 400–470MHz (Green ring)
④ **FA-S56U:** 450–520MHz (Red ring)
⑤ **FA-S74U:** 490–520MHz (Blue ring)

SPECIFICATIONS

GENERAL	
• Frequency range	: IC-F50 136–174MHz IC-F60 400–470MHz 450–512MHz (U.S.A.) 450–520MHz (General)
• Number of Channels	: Max. 128 channels/ 8 banks
• Channel spacing	: 12.5/25kHz, 15/30kHz
• Antenna impedance	: 50Ω (SMA Type)
• Frequency error	: ±2.5ppm
• PLL channel step	: IC-F50 2.5/3.125kHz IC-F60 5/6.25kHz
• Power supply requirement	: 7.2V DC
• Current drain (approx)	: Transmit at 5W 1.5A (IC-F50) at 4W 1.5A (IC-F60) at 1W 0.7A (IC-F50) 0.8A (IC-F60) Receive AF max. 300mA Stand-by 85mA
• Operating temperature range	: –30°C to +60°C; –22°F to +140°F
• Dimensions (W × H × D)	: 56 × 97 × 36.4 mm ; (projections not included) 27/32 × 3 1/16 × 1 7/16 in.
• Weight (approx.; With BP-227)	: 280g; 9.9oz

TRANSMITTER	
• Output power	: IC-F50 5.0W IC-F60 4.0W
• Modulation system	: Variable reactance frequency modulation
• Max. frequency deviation	: ±5kHz (wide) ±2.5kHz (narrow)
• Modulation limiting	: 60–100% of Max. deviation
• Audio harmonic distortion	: 3% typ. (AF 1kHz, 40% deviation)
• Spurious emissions	: 70dB Min.
• Adjacent channel power	: 70dB Min. (wide) 60dB Min. (narrow)
• FM Hum and Noise	: 46dB typ. (wide) 40dB typ. (narrow)
• External MIC impedance	: 9-pin multi connector/2.2kΩ

Measurements made in accordance with EIA-152C/204D, TIA-603.
All stated specifications are subject to change without notice or obligation.

RECEIVER	
• Sensitivity	: 0.25μV typ. (at 12dB SINAD)
• Squelch sensitivity	: 0.25μV typ. (at threshold)
• Adjacent channel selectivity	: 75dB typ. (wide) 65dB typ. (narrow)
• Spurious response	: 70dB
• Intermodulation	: 74dB typ.
• Hum and noise	: 45dB typ. (wide) 40dB typ. (narrow)
• Audio output power	: 0.5W typ. at 5% distortion with an 8Ω load
• External SP connector	: 9-pin multi connector/8Ω

Applicable U.S. Military Specifications

Icom makes rugged products that meet MIL-STD requirements and strict environmental standards as follows.

Standard	MIL 810C		MIL 810D		MIL 810E		MIL 810F	
	Method	Proc.	Method	Proc.	Method	Proc.	Method	Proc.
Vibration	514.2	X	514.3	I	514.4	I	514.5	I
Shock	516.2	I, II, IV	516.3	I, IV	516.4	I, IV	516.5	I, IV

INTRINSICALLY SAFE TYPE APPROVAL

There are versions that conform to intrinsically safe rating of the FMRC (Factory Mutual Research Corporation). Ask your dealer for details.
Intrinsically safe : Class I, II and III, Division 1, Groups C, D, E, F, and G ; Nonincendive : Class I, Division 2, Groups A, B, C and D hazardous locations when used with Icom BP-227FM battery pack. "Max. Temp. T3C at 40°C"
Approved accessories: Speaker-microphone, HM-138

Supplied accessories:

- Antenna (Length may differ according to version)



- Alligator-type belt clip, MB-98
- Battery pack, BP-227

Icom Inc.

1-1-32, Kamiminami, Hirano-ku, Osaka 547-0003, Japan Phone: +81 (06) 6793 5302 Fax: +81 (06) 6793 0013 URL: <http://www.icom.co.jp/world/index.html>

Count on us!

Icom America Inc.
2380 116th Avenue N.E., Bellevue, WA 98004, U.S.A.
Phone: +1 (425) 454-8155
Fax: +1 (425) 454-1509
E-mail: sales@icomamerica.com
URL: <http://www.icomamerica.com>
<Customer Service> Phone: +1 (425) 454-7619

Icom Canada
Glenwood Centre #150-6165 Highway 17, Delta, B.C., V4K 5B8, Canada
Phone: +1 (604) 952-4266
Fax: +1 (604) 952-0090
E-mail: info@icomcanada.com
URL: <http://www.icomcanada.com>

Icom (Australia) Pty. Ltd.
A.B.N. 88 006 092 575
290-294 Albert Street, Brunswick, Victoria, 3056, Australia
Phone: +61 (03) 9387 0666
Fax: +61 (03) 9387 0022
E-mail: sales@icom.net.au
URL: <http://www.icom.net.au>

Icom New Zealand
146A Harris Road, East Tamaki, Auckland, New Zealand
Phone: +64 (09) 274 4062
Fax: +64 (09) 274 4708
E-mail: inquiries@icom.co.nz
URL: <http://www.icom.co.nz>

Icom (Europe) GmbH
Communication Equipment
Himmelgeister Str. 100,
D-40225 Düsseldorf, Germany
Phone: +49 (0211) 346047
Fax: +49 (0211) 333639
E-mail: info@icom-europe.com
URL: <http://www.icomeurope.com>

Icom Spain S.L.
C/ta. de Gracia a Manresa Km. 14,750
08190 Sant Cugat del Valles Barcelona, Spain
Phone: +34 (93) 590 26 70
Fax: +34 (93) 589 04 46
E-mail: icom@icomspain.com
URL: <http://www.icomspain.com>

Icom (UK) Ltd.
Unit 9, Sea St., Herne Bay, Kent, CT6 8LD, U.K.
Phone: +44 (01227) 741741
Fax: +44 (01227) 741742
E-mail: info@icomuk.co.uk
URL: <http://www.icomuk.co.uk>

Icom France S.a
Zac de la Plaine, 1,
Rue Brindejone des Moulinais BP 5804,
31505 Toulouse Cedex, France
Phone: +33 (5) 61 36 03 03
Fax: +33 (5) 61 36 03 00
E-mail: icom@icom-france.com
URL: <http://www.icom-france.com>

Icom Polska
Sopot, 3 maja 54, Poland
Phone: +48 (58) 550 7135
Fax: +48 (58) 551 0484
E-mail: icompolska@icompolska.com.pl
URL: <http://www.icompolska.com.pl>

Asia Icom Inc.
6F No. 68, Sec. 1 Cheng-Teh Road, Taipei, Taiwan, R.O.C.
Phone: +886 (02) 2559 1899
Fax: +886 (02) 2559 1874
E-mail: sales@asia-icom.com
URL: <http://www.asia-icom.com>

Beijing Icom Ltd.
1305, Wanshang Plaza, Shijingshan Road, Beijing, China
Phone: +86 (010) 6866 6337
Fax: +86 (010) 6866 3553
E-mail: bjicom@bjicom.com
URL: <http://www.bjicom.com>



Your local distributor/dealer: